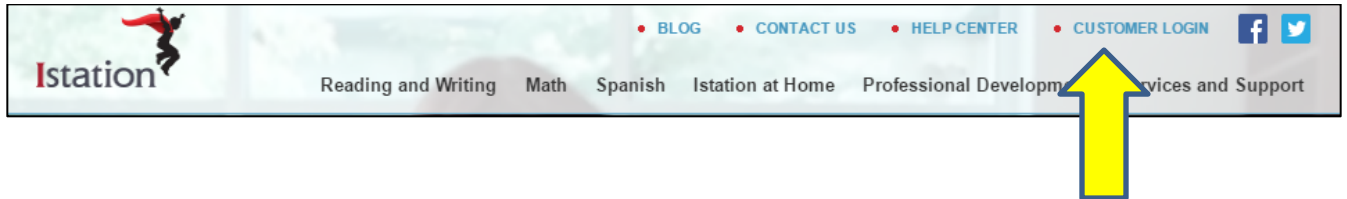
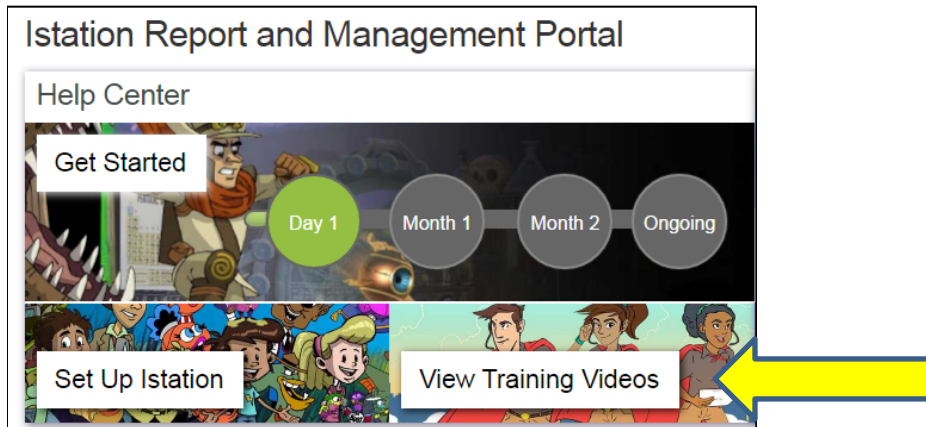


# Getting Started: Professional Development Guide

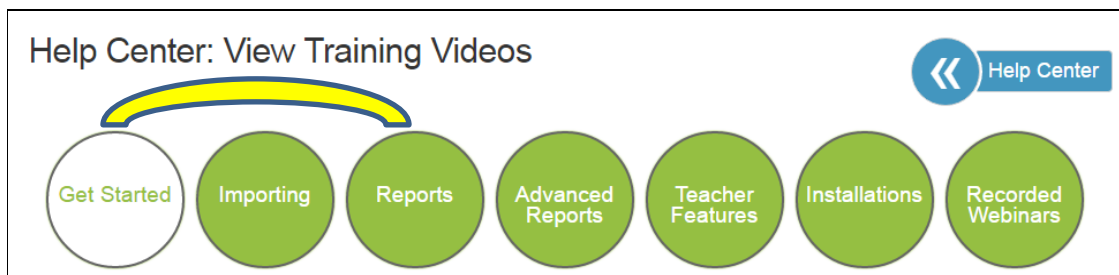
- 1) Log into [www.istation.com/newmexico](http://www.istation.com/newmexico) by choosing **Customer Login**.



- 2) Once you are successfully logged in with your username and password, please click **View Training Videos**.



- 3) After clicking on View Training Videos, click on the round green buttons titled **Get Started** and **Reports**:



Administrators can also choose **Advanced Reports**:



**TEACHERS CAN VIEW GET STARTED AND REPORTS:**

**Get Started**

- Educator Login
- Printing Login Cards
- Student Logins
- Assessment Script

**Reports**

- ISIP Summary
- Priority
- Student Summary Handout

**ADMINISTRATORS CAN ALSO VIEW ADVANCED REPORTS:**

- Executive Summary

In addition to the helpful videos and handouts found in the Help Center, you can also find helpful webinar recordings and handouts simply by visiting [www.istation.com/newmexico](http://www.istation.com/newmexico) and scrolling down the page. Please view these recordings and handouts to gain essentials steps and knowledge regarding your implementation of Istation.

**Informational Webinar**  
Who, What, Why, How & When!  
Basic Reporting with Istation and New Mexico  
Information for Technology Personnel

**Getting Started Resources**

- [Register for Istation](#)
- [Have questions? Visit our FAQs page...](#)
- 📄 [Getting Started Guide](#) (190KB)
- 📄 [K-3 Assessment Overview](#) (236KB)
- 📄 [Implementation Checklist for Educators](#) (102KB)