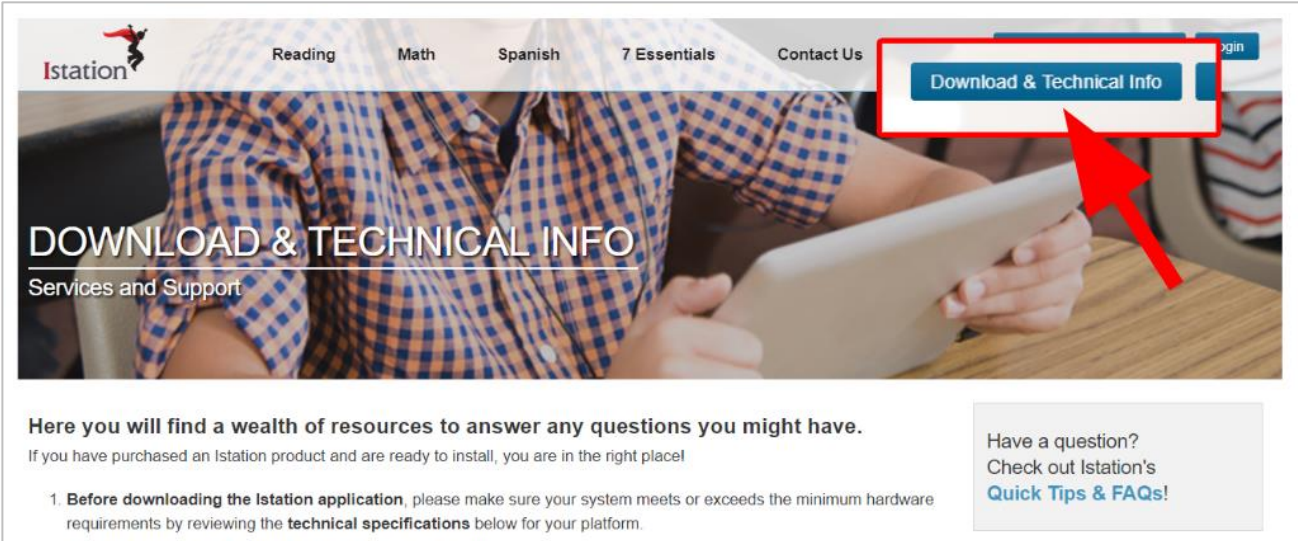


Use the following instructions to install Istation on computers that meet the Macintosh system requirements (to view the system requirements, visit <http://www.istation.com/Support#platform>).

If there is a security or write protection program on the computer, follow the protection program's instructions for disabling the program before installing. Istation requires a persistent folder on the hard disk that allows students to read, write, and execute. Programs that inhibit this operation, such as Deep Freeze or Clean Slate, must be configured to permit Istation to save data to its folder.

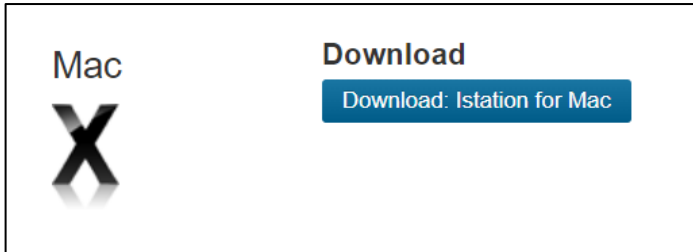
**NOTE:** You must be logged in with Administrator credentials when installing Istation.

1. Go to [www.Istation.com/Support](http://www.Istation.com/Support) or select the **Download & Technical Info** button at the top right of any page at [www.Istation.com](http://www.Istation.com).



The screenshot shows the Istation website's navigation bar with links for Reading, Math, Spanish, 7 Essentials, and Contact Us. A blue button labeled "Download & Technical Info" is highlighted with a red box, and a red arrow points to it. Below the navigation bar, the page title "DOWNLOAD & TECHNICAL INFO" is displayed, followed by "Services and Support". The main content area contains the text: "Here you will find a wealth of resources to answer any questions you might have. If you have purchased an Istation product and are ready to install, you are in the right place!" and a numbered list of instructions: "1. Before downloading the Istation application, please make sure your system meets or exceeds the minimum hardware requirements by reviewing the technical specifications below for your platform." and "2. Click on the appropriate download option for your platform." A sidebar on the right contains the text: "Have a question? Check out Istation's Quick Tips & FAQs!"

2. Scroll down the page and click the blue **Download: Istation for Mac** button.



This will download a file called **Istation.dmg**.

3. **Istation.dmg** is an Apple Disc Image that contains **The Imagination Station** software. If you double click the icon for **The Imagination Station** while it is located in **Istation.dmg**, you may receive this error:



Drag **The Imagination Station** to your desktop or any location other than the Dock. You may then drag it to the Dock.

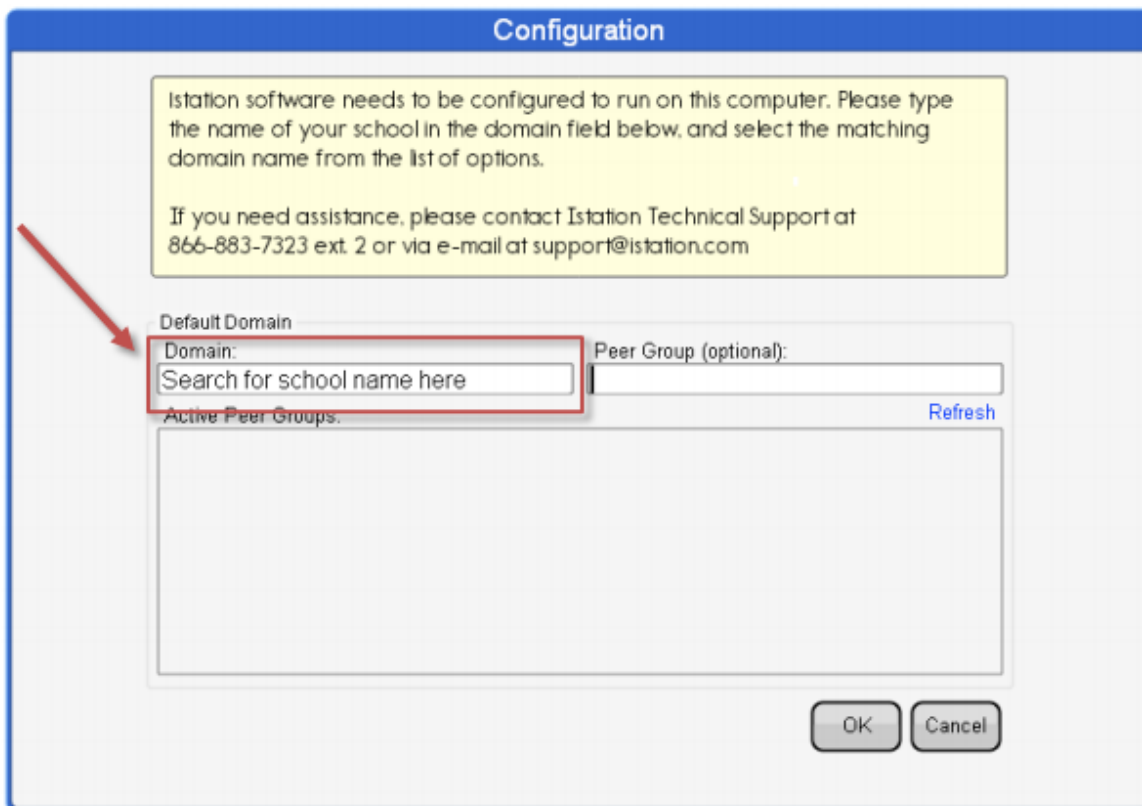
4. If you logged in as a user with administrative privileges, you may move **The Imagination Station** icon into the **Applications** directory if you wish to allow other users of the computer to access it. To do so, perform the following two steps:
  - a. Open a **Finder** window and navigate to the Applications directory, located within Macintosh HD.
  - b. You may now click and drag the **The Imagination Station** icon to the **Applications** directory.

- To run the Istation Reading Program, double-click **The Imagination Station** icon.
- If presented with the message below, click **Open**.



- Type your school domain in the **Default Domain** box if the **Configuration** screen appears. If you do not know your domain, you may search for it by typing the name of your school.

**NOTE:** Do not type in the **Peer Group** area.



8. Click **OK** to restart **The Imagination Station**.
9. Double-click **The Imagination Station** icon again.
10. If installing on multiple computers, leave the application running while you install other computers on the network by repeating the steps above. This will allow installations on other computers to skip step 6 and automatically configure the domain information.

Students, teachers, and administrators can now log in using this icon to access the student application. Remember, teachers and administrators will want to log in to the Istation website ([www.istation.com](http://www.istation.com)) to manage any classes or data.

If you need help identifying the Default Domain, or for any other information, contact **Istation Support Services** at 866-883-7323, ext. 2 from 7:30 a.m. to 6:30 p.m. (CT) Monday through Friday or email [support@istation.com](mailto:support@istation.com).