



Istation Home Handbook

Dear Parents/Guardians,

The situation around COVID-19 is changing every day, and it's clear that our lives are changing along with it. At Istation, we're focusing on new ways to strengthen our community and help students thrive while keeping them safe and healthy.

Istation's mission has always been to help students succeed and grow, and in uncertain times, that support is even more important. With that in mind, we are providing you with tools to keep your student thriving!

Our computerized learning programs for Reading (pre-K through 8th grade), Spanish (pre-K through 5th grade), and Math (pre-K through 5th grade) provide students with engaging individualized learning paths, as well as online and print resources. Istation's Parent Portal also provides lessons and games to support learning at home.

This visual guide will assist parents in downloading, logging in, and using the Istation app at home. This will allow parents and students access Istation's many online resources at home.

Please reach out if you have suggestions of how we can better serve and support you during this time. We are stronger together, and we're here to stand beside you and your children.

We wish you all the best today and in the days ahead.

Sincerely,

Your Istation Family



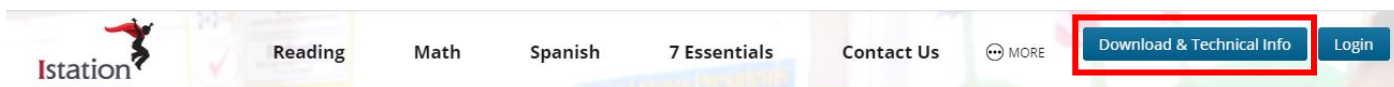
Istation Home Handbook: Logging Students In

This visual guide will assist parents in setting up and using Istation Home.

If you have any questions about utilizing Istation at home, please contact our support team at support@istation.com or 866-883-7323, option 2.

Step 1: Download Istation App

- Go to www.istation.com and click on **Download and Technical Information**.
- Click the appropriate button to download Istation for Windows or Mac. Follow the positive prompts in the download window to install
- For iPad, Android, and Chromebook devices, you may download the application from the respective app store.



iPad and Mac



Android



Chrome Device



Windows

Step 2: Open the Istation App

- Click on the desktop app.
- Type the name of your child's school in the domain field. Domain name format is school.district.state (e.g., mcnair.dallas.tx).
- If you have children at different campuses, or you are utilizing Istation on a public computer, each student will need to log in under different domains. This can be done by:
 - Type the following login information:
 - User name: config
 - Password: config
 - Enter the correct campus or domain for the student logging in, and then click **OK**. Peer Group can be left blank.
- If you have any additional questions, please call our Support Team at 1-866-883-7323 x 2.

Configuration

Istation software needs to be configured to run on this computer. Please type the name of your school in the domain field below, and select the matching domain name from the list of options.

If you need assistance, please contact Istation Technical Support at 866-883-7323 ext. 2 or via e-mail at support@istation.com


Default Domain
Domain: Peer Group (optional):

Active Peer Groups: Refresh

OK Cancel

Step 3: Log In

- Enter the user name and password provided by your child’s classroom teacher.
- Click **OK**.



Step 4: Work in Istation

Select one of the following:

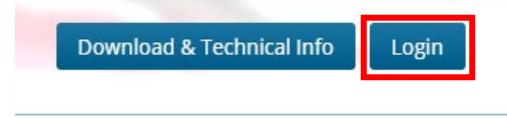
- **Reading with ISIP*** – personalized instructional path
- **Lectura con ISIP*** – personalized instructional path
- **ISIP Math***– personalized instructional path
- **Books** – interactive books
- **Writing Rules!** – Writing Rules! with Calvin Cool (3rd – 8th grade)
- **Ipractice** – student-selected activities from the Istation instruction
- **Ipractice en Español** – student-selected activities from the Istation instruction
- **Assignments** – extra practice activities assigned by the teacher

*based on your district’s or campus’s subscription



Accessing Parent Portal

1. Go to www.istation.com and click **Login**.
2. The first time you log in, you will be prompted to select your child's school. Type the school information in the search box. Then click **Search**.
3. Enter your child's user name and password. This login information is provided by your child's teacher. Click **Log In**.



Log In: Find Your Campus

To log in to the Istation classroom management and student report Web site, you must specify your location so that we can properly identify your account.

Search by Your Campus, District or Istation Domain Name

User name [Forgot User Name?](#)

Password [Forgot Password?](#)

Parent Portal Resources and Data

A variety of resources are available to reinforce children's learning at home, including:

- **Resources**
 - Printable lessons, books and passages, and games appropriate for your child's progress in the Istation program
- **Lexile – Find A Book**
 - An easy way to discover books within the range of your child's reading ability
- **Data**
 - Usage
 - Student Summary Handout
 - Skill Growth
 - Writing Rules!

Student2 Test
Grade: 3rd Grade
Campus: Harrell Budd Elementary

This Week
Su Mo Tu We Th Fr Sa
0 minutes

Last Week
Su Mo Tu We Th Fr Sa
0 minutes

Last Login: 06/08/2016 9:42 AM

Minutes By Month

| Month | Minutes |
|-------|---------|
| Jul | 0 |
| Aug | 0 |
| Sep | 0 |
| Oct | 40 |
| Nov | 0 |
| Dec | 0 |
| Jan | 0 |
| Feb | 0 |
| Mar | 0 |
| Apr | 0 |
| May | 0 |
| Jun | 0 |

Average Minutes Per Month: 4 Current Tier: 3
Lexile Student Measure: BR25L Find A Book >>

Reports
We keep you informed through easy-to-read Web-based reports. Istation reports allow you to watch your child's progress by summarizing his or her growth throughout the school year.
[Go to reports](#)

Resources
We offer a variety of support materials and activities to help you reinforce your child's learning at home. Suggested activities are based on the current instruction your child is receiving within the computer program. Use your child's current cycle placement to choose activities.
[Go to resources](#)

Lexile® – Find A Book
ISIP™ Reading comprehension scores are now correlated to Lexile reader measures. Students are given a Lexile score every time they take the ISIP comprehension subtest. To find books that are in the range of your child's reading ability use the Find A Book link. [Find A Book>>](#)

Books Library
A student virtual library is available in Istation. The library contains the books that your child has previously read in the program. You can allow your child to re-read these books on his or her own, read them to you, or print them to read later. The library can be accessed by having your child click the "Books" button after logging into the program on the computer.



Istation Home Handbook:

Best Practices

Istation's interactive instruction provides research-based direct instruction and practice to students. It offers a carefully organized plan that includes teaching skills in isolation, guided practice, and independent application of those skills through engaging, multimedia teaching techniques. Students move through the instruction at their own pace. The student or teacher cannot change this placement. It is important to monitor students appropriately to help maximize their learning and ensure they are working purposefully through the activities.

Ipractice and Ipractice en Español are self-guided lessons pulled from the instruction that your students can explore freely. The rigor of Ipractice content ranges across all grade levels, so it is advised that students be monitored to ensure they are working on grade-appropriate content.

Try the following schedule to ensure a well-rounded experience with Istation.

| Sample Weekly Plan for Students | | | | |
|--|---|--|---|--|
| Monday | Tuesday | Wednesday | Thursday | Friday |
| App-based instruction - Ipractice - Reading - Español - Math *based on subscription | - Ipractice - Books - Writing (2 nd Grade +) | App-based instruction - Ipractice - Reading - Español - Math *based on subscription | - Ipractice - Books - Writing (2 nd Grade +) | App-based instruction - Ipractice - Reading - Español - Math *based on subscription |
| 20 - 30 minutes | 20 - 30 minutes | 20 - 30 minutes | 20 - 30 minutes | 20 - 30 minutes |

Try the following tips to ensure best practices within Istation:

ISIP (assessment) Tips for Parents:

- The assessment automatically appears upon the first login of each calendar month
- Ensure student headphones operate properly. Check the volume level.
- Observe students while they are working in Istation but please **do not aid** in answering questions.
- The assessment will be in progress until the blue ISIP in Progress bar disappears. Ensure students have completed the assessment before logging out. This will take approximately 30-45 minutes.

Instruction Tips for Parents:

- The student's instructional path automatically appears as soon as the assessment is complete.
- Remind the student that when clicking on wrong answers, the lesson redirects students into a reteach piece. To move through the program, ensure students are working to the best of their ability.
- Tell the student not to click on the stop sign until they are told to do so. As a best practice, ensure students are working in the program for at least 20-30 minutes before logging out.